

BH1 Specialist Stable Heater Installation Instructions



Please note: This heater must be installed in accordance with the current edition of the IEE wiring regulations BS7671 18th edition by suitably qualified personnel. These regulations contain important requirements regarding the safety of electrical equipment. For International Standards refer to IEC 60364.

- Included:**
- 1x 1.5kW specialist infrared heater & mounting bracket
 - 1x Mounting bracket

1.0 Overview

The **BaskZone® BH1** 1.5kW specialist stable and tack room heater is a low-cost solution for a horse stable. The high-quality black powder coated design is extremely durable and is IP rated to IPX5 meaning it can be installed in wet areas. The stable heater can be wall/ ceiling mounted or can be suspended. The aim isn't necessarily to heat the whole stable completely but a 'basking zone' within and will allow the horse to 'thermo-regulate', moving into the zone for more warmth or away to be cooler. The heated area is approximately up to 12m². This IPX5-rated infrared heater is splashproof and can be wiped clean. Regular removal of any dust on the reflector is recommended to ensure performance and maintain maximum heat output.

- Instant heat output – no warm-up required
- Silent operation
- Tilt-adjustable mounting brackets
- Horse-safe
- The infrared elements are available as replacement parts from BaskZone®.

2.0 Installation and Mounting

The BaskZone® BH1 heater is supplied with a mounting bracket that can be installed in various orientations on a wall or ceiling giving flexible mounting options. The BaskZone® heater should be within 3° of horizontal and angled down at approximately 45°. The heater produces a broad and even distribution of infrared radiation at 1.8 to 2.5 meters from the face of the heater. The heater emits infrared heat in a V-shape. As a result, the closer the heater is to the horse, the more warmth the horse will feel. Conversely, increasing the distance between the heater and the horse spreads the heat over a larger area, but the intensity of warmth felt by the horse decreases.

Figure 1 – Mounting Bracket (various orientations possible)

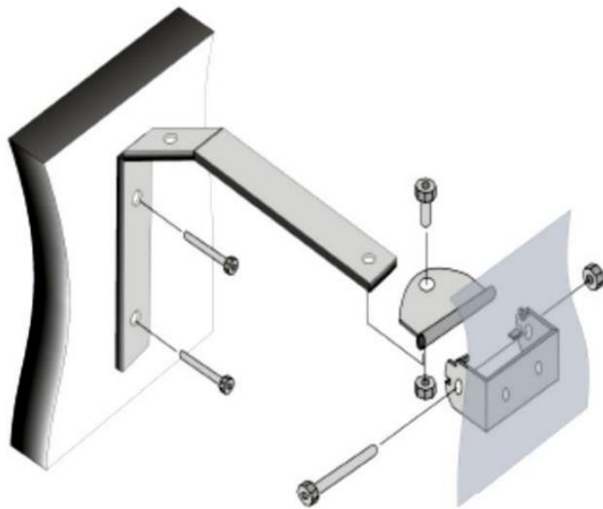
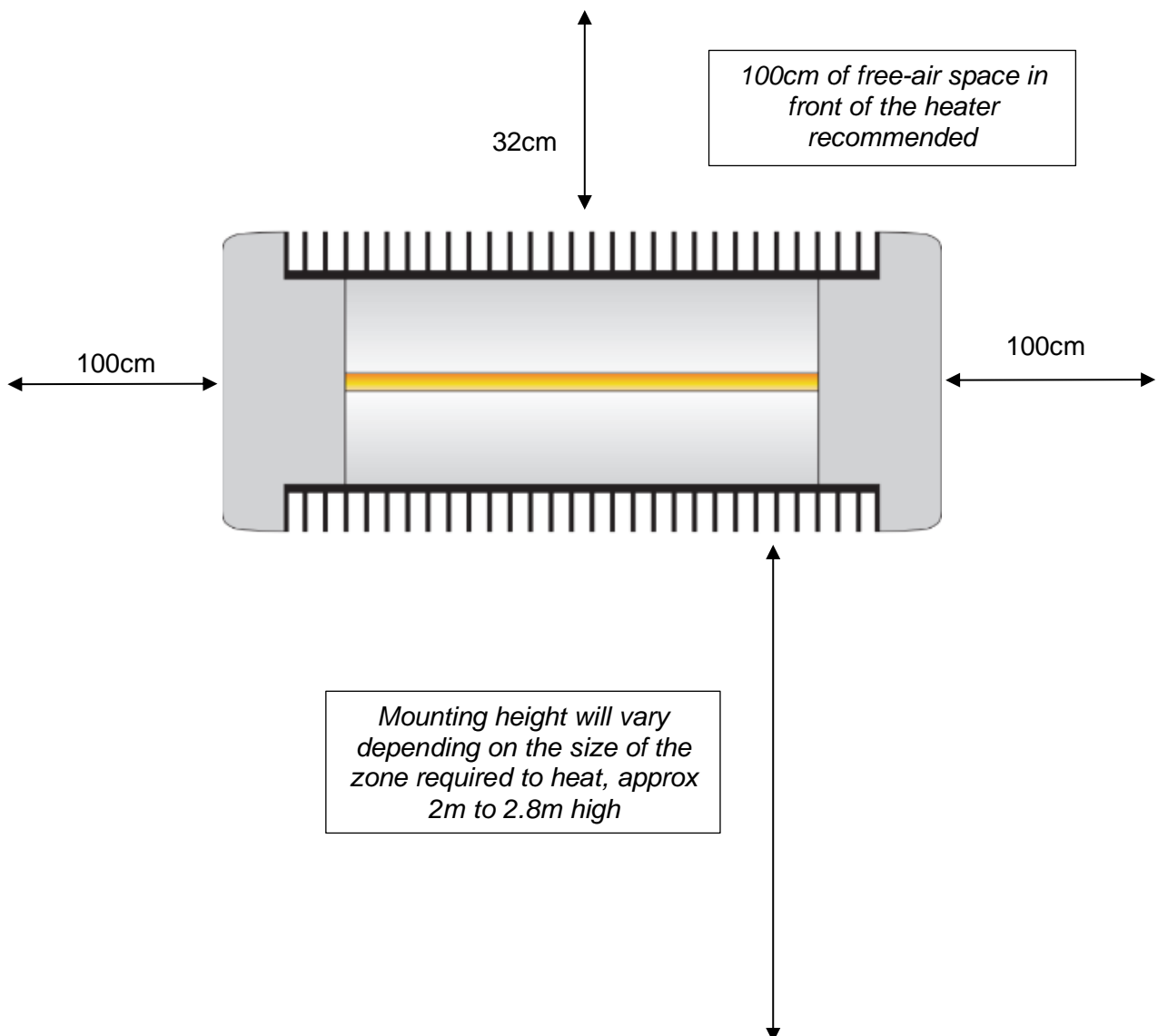



Figure 2 - Recommended clearances:



3.0 Wiring

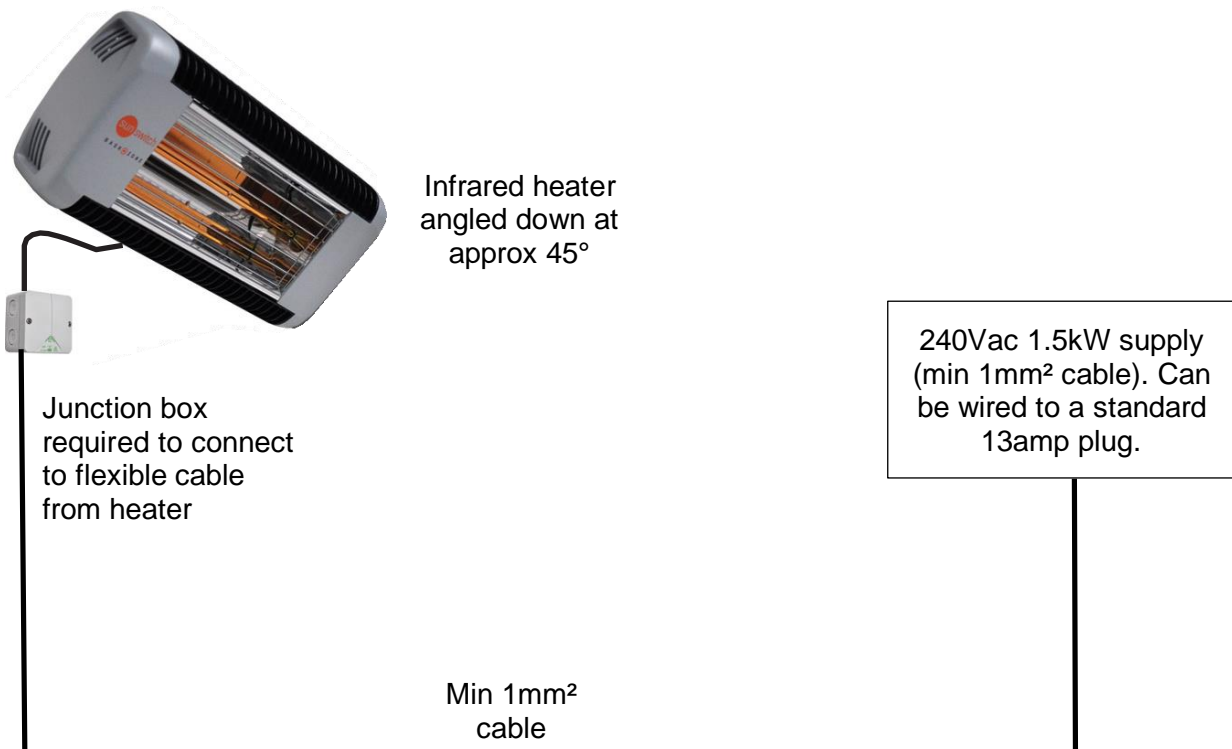
The BaskZone® heater has a 1mm² 3-core flexible cable exiting the rear of the heater. This flexible cable will need to be connected in a nearby junction box, to the supply cable. This cannot be installed above the heater; only beside or below it. The junction box should have a rating of IP65 or above.

Figure 3 - Cable routing to junction box:



3.1 Wiring Diagram

The **BaskZone® BH1** runs at 220 – 240Vac single phase. The maximum load rating of the heater is 1.5kW, which will require a 1.5kW rated supply. The supply will connect to the heaters flexible cable in an IP rated junction box (not supplied).



4.0 BH1C Technical Specifications

Heater rating	1.5kW (IPX5)
Supply voltage	220 - 240Vac 50 to 60 Hz
Wiring	3-core 1mm ² cable (pre-wired)
Enclosure	Mild steel powder coated
Dimensions	46 x 19 x 8.5cm
Weight	2.35 kg



This product must be disposed of responsibly at the end of its operating life. Please take to a waste collection Centre for electrical or electronic equipment

Warranty

This product is covered by a 2-year warranty covering defective materials and manufacture. This does not affect your statutory rights.

Specifications may change without notice. No liability can be accepted for any errors or omissions, or for any loss or injury arising from the incorrect installation, use or disposal of this product.

BaskZone® - The Equine brand of SunSwitch®

Telephone +44(0)1424 533 215

www.baskzone.com